

TiO₂ Mesh™ light

32 g/m²

TiO₂ Mesh™ light

- Light weight character with 32 g/m² and an extreme low reactive surface
- High tensile strength with 50 N/cm
- Is trimmable in all directions
- Ideal handling in laparoscopic (e.g. TAPP and TEP), IPOM and open procedures
- Solutions for the treatment of inguinal, umbilical and femoral hernias
- Is suitable for all ventral hernias

Fast - Effective - Safe



Titanium oxide coating



Biocompatible

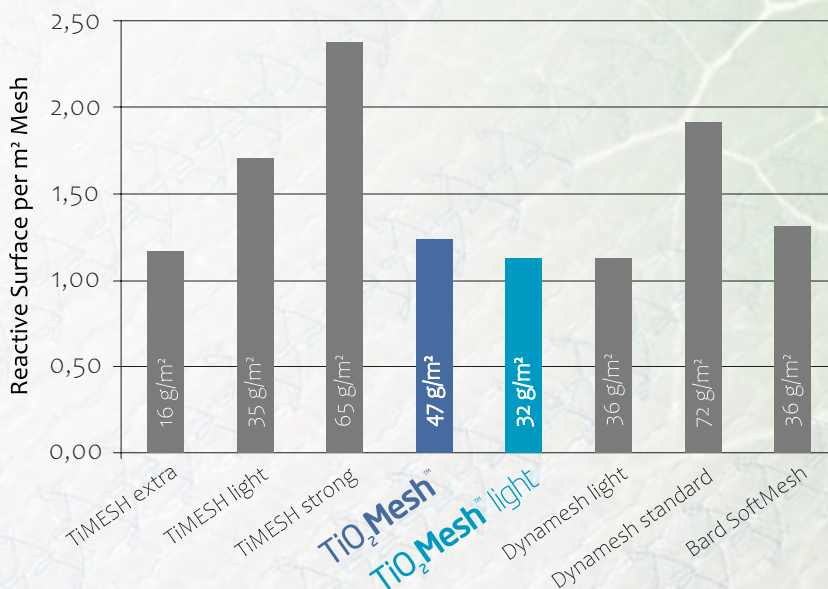


Self inflating



Large pored - 2,8 mm

Reactive Surfaces and Weights



TiO₂Mesh™ light

Fast

- Supports the clinical time management
- Easy handling

Effective

- Improved fibroblastic ingrowth
- Biodynamic stress strain behavior for excellent mesh adaption

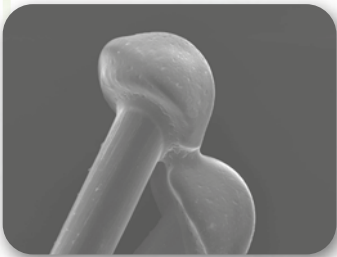
Safe

- Reduced shrinkage and improved implant incorporation

Easy to use

Lasercut

Lasercut edges with blunt fiber tips to reduce micro traumata, irritation and penetration.




Orientation stripes

Blue orientation stripes facilitates the intraoperativ positioning.



Large pores

Large pored structure supports visibility and transparency.



Self-fixating

Hydrophilic implant surface supports intraoperative handling.



BioCer

BioCer Entwicklungs-GmbH

Ludwig-Thoma-Str. 36c · 95447 Bayreuth · Germany · Tel. +49 (0)921 78 77 70 0
Fax. +49 (0)921 78 77 70 79 · info@biocer-gmbh.de · www.biocer-gmbh.de

